



# A. Patient presentations

SBP refresher course

*One* full documentations as in the following (ADL, 3D made easy, Schroth) with pictures in normal stance as compared with exercising pictures.

## History

- a) Age of patient- also JIS, AIS, etc
- b) pre or post-menarchal, if so, how long
- c) medical conditions- idiopathic, neuromuscular, congenital, etc.
- d) previous treatment

## X-ray exam

- a) Cobb angle(s)
- b) Risser sign
- c) how often x-rayed for follow-up

## Pattern (according to ALS Classification)

## Exam

- a) Scoliometer readings

Schroth Best Practice Academy

## **Treatment**

- a) Schroth Best Practice only- rationale**
- b) Brace only- rationale**
- c) SBP and brace-rationale**

## **Results**

- a) Posture photos**
- b) X-ray results**
- c) Improvement and plan for future treatment (example based on Risser and Cobb angle with improvement does plan change or stay the same)**
- d) worsen- future plan**

Schroth Best Practice Academy



**Show x-ray and also brace when under brace treatment**



**The Schroth  
Best Practice  
Program** by  
Dr. Weiss



Schroth Best Practice Academy



**The Schroth  
Best Practice  
Program** by  
Dr. Weiss

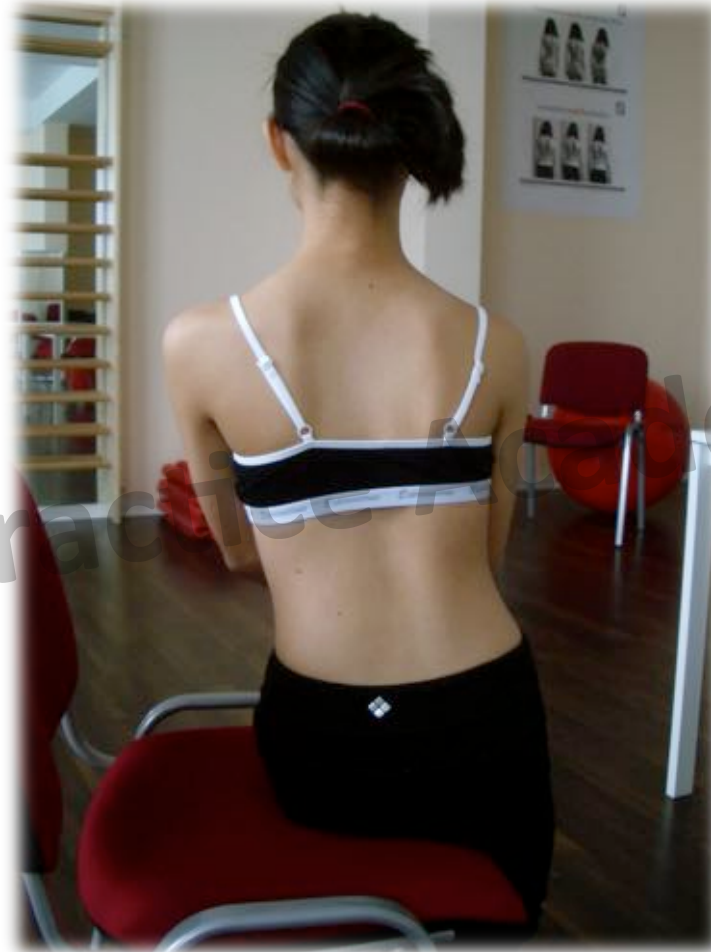


Schroth Best Practice Academy






**The Schroth  
Best Practice  
Program** by  
Dr. Weiss



Schroth Best Practice Academy



The Schroth  
Best Practice  
Program by Dr. Weiss



Schroth Best Practice Academy






**The Schroth  
Best Practice  
Program** by  
Dr. Weiss



Schroth Best Practice Academy



**The Schroth  
Best Practice  
Program** by  
Dr. Weiss



Schroth Best Practice Academy



**The Schroth  
Best Practice  
Program** by  
Dr. Weiss



Schroth Best Practice Academy



**The Schroth  
Best Practice  
Program** by  
Dr. Weiss



Schroth Best Practice Academy





## B. Patient presentations

SBP refresher course

*two* documentations as in the following (ADL, 3D made easy and Schroth just with three slides each patient) with pictures in normal stance as compared with exercising pictures and basic data.

**Diagnosis:**

**Age:**

**Cobb thoracic:**

**Cobb lumbar:**

**Pattern (according to the ALS Classification):**

**ATR thoracic at start of treatment:**

**ATR lumbar at start of treatment:**

**ATR thoracic at end of treatment:**

**ATR lumbar at end of treatment:**

**Treatment time in months:**

**Other notes:**

Schroth Best Practice Academy






**The Schroth  
Best Practice  
Program** by  
Dr. Weiss



Schroth Best Practice Academy



**The Schroth  
Best Practice  
Program** by  
Dr. Weiss



Schroth Best Practice Academy